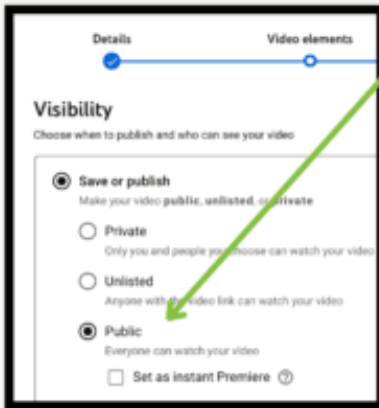


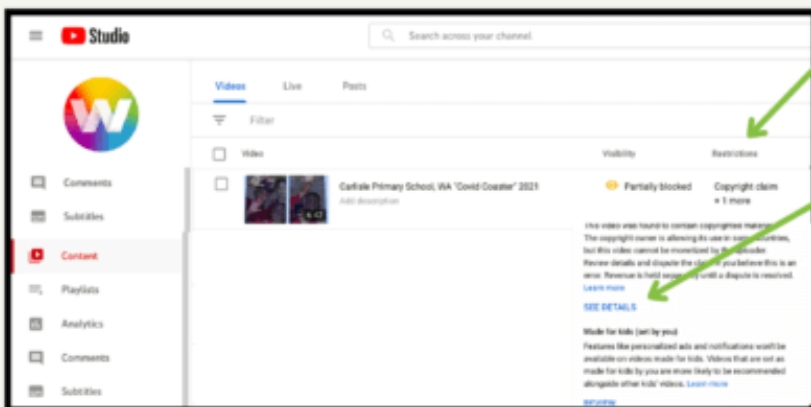
How to test your video on YouTube.

Your video must be uploaded to a YouTube channel to check for any music complications prior to submitting it to Wakakirri..



1: Upload your video to a Youtube channel and set the visibility to 'public'.

2: Once uploaded go to the channel dashboard and click on 'content 'to view the uploaded videos.

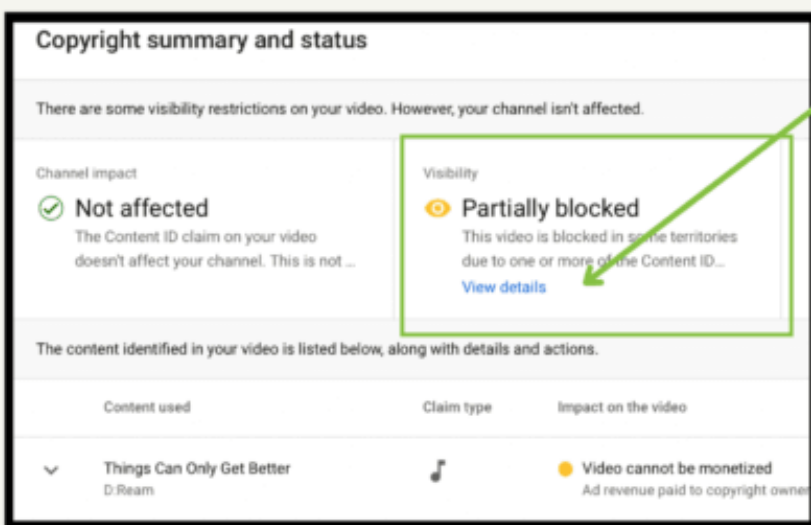


3: Hover over the 'restrictions' column for your video.

4: Is there a Copyright Claim?

- If there is no claim, your video is ready to submit to Wakakirri.

- If there is a claim, click on 'see details' and go to Step 5.



5: Click on 'view details' to see if Australia is impacted then check to see if it is set to 'visible' for Australia

- If it is, your video is ready to submit to Wakakirri.

- If it is 'restricted' or 'blocked', you will need to replace that song.

Once you have completed this step successfully, you can delete the video from YouTube.